

Mašinski fakultet Banjaluka

Ime i prezime:

Datum:

## MEHANIKA 2

### GRAFIČKI RAD BR. 1a

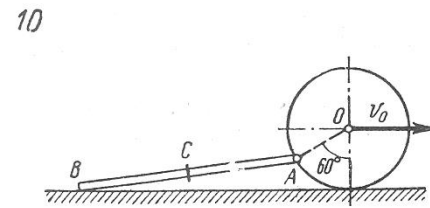
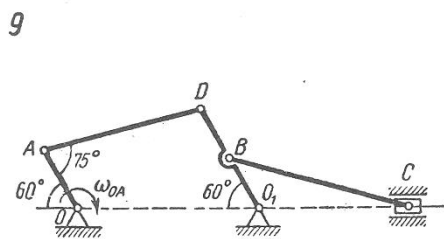
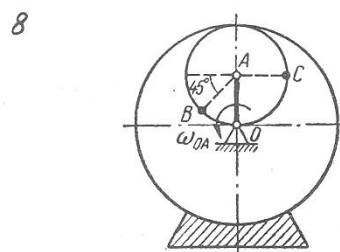
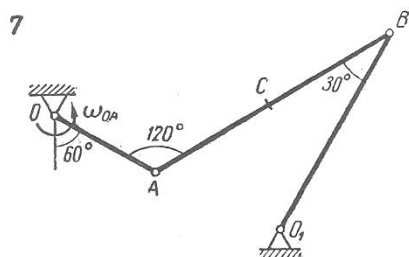
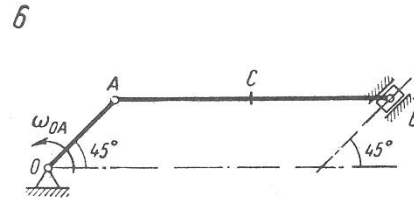
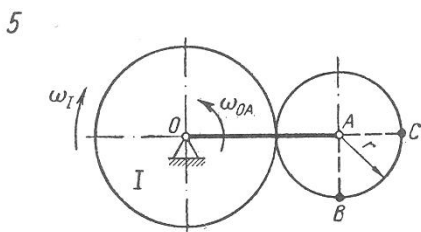
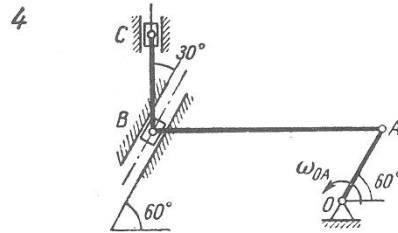
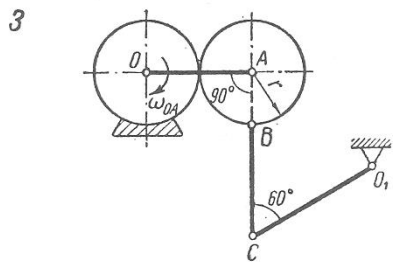
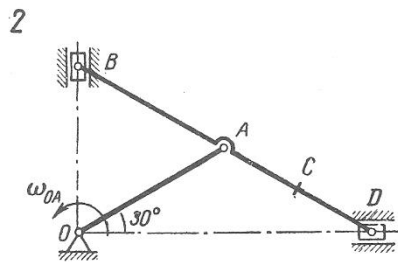
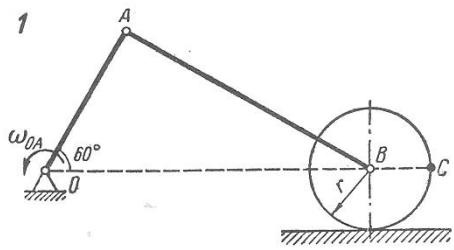
#### Određivanje brzine tačke krutog tijela pri ravnom kretanju

Za položaj mehanizma prikazan na slici odrediti brzine tačaka A, B i C, kao i ugaone brzine svih elemenata mehanizma, ako je poznata ugaona brzina  $\omega_{OA}$  pogonskog člana.

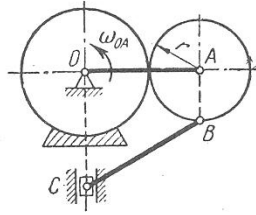
Podaci o dimenzijama i zadatim kinematskim karakteristikama kretanja dati su u tabeli.

Napomena: kotrljanje diska je bez klizanja.

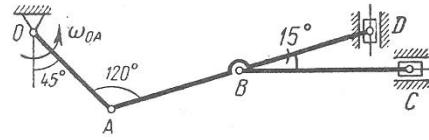
Varijanta (sl. K-4a, b i c)	Dimenzije, cm					$\omega_{OA}$ $s^{-1}$	Dodatni podaci
	OA	AB	AD	BC	r		
1	35	65	—	—	15	2	
2	40	40	40	60	—	1,5	
3	22	—	—	24	11	3	$O_1C = 30$ cm
4	20	50	—	24	—	1	
5	35	—	—	—	15	4	$\omega_I = 1,5$ s <sup>-1</sup>
6	20	60	—	30	—	1,2	
7	30	60	—	30	—	2	$O_1B = 50$ cm
8	12	—	—	—	—	1,5	
9	14	—	40	45	—	1	$BD = BO_1$
10	15	50	—	25	—	—	$v_0 = 80$ cm/s
11	27	—	—	34	12	2,5	
12	20	25	50	35	—	2	
13	22	44	—	—	15	—	$v_0 = 100$ cm/s
14	60	25	—	35	—	1,4	
15	25	60	—	—	15	1,6	
16	27	—	—	—	12	1,2	$\omega_I = 3$ s <sup>-1</sup>
17	16	—	—	—	8	0,6	
18	22	36	72	25	—	2,4	
19	23	57	—	—	14	1,5	
20	23	56	—	—	—	4	
21	24	24	24	35	—	3	
22	25	—	—	40	10	2	
23	26	—	—	36	12	1	
24	17	12	32	15	—	2,1	
25	28	75	—	15	10	2,5	
26	12	54	25	42	—	2,2	
27	55	—	—	—	10	1,8	
28	25	—	—	30	10	2,3	$O_1C = 36$ cm
29	16	25	50	35	—	2	
30	16	60	—	14	10	1,5	



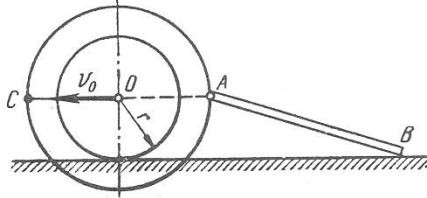
11



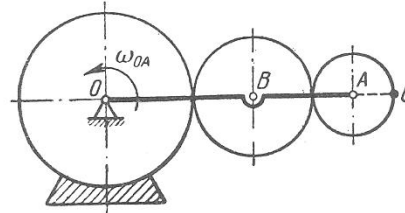
12



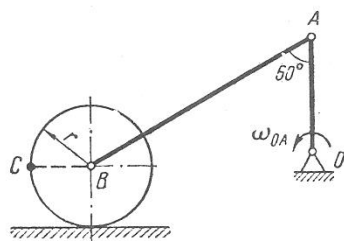
13



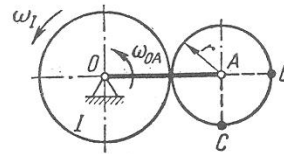
14



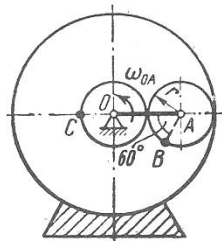
15



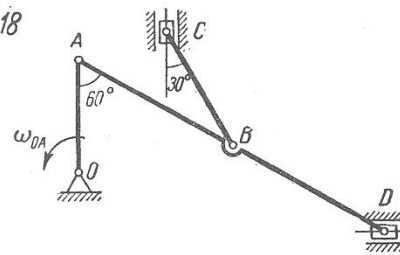
16



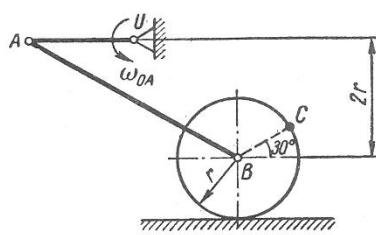
17



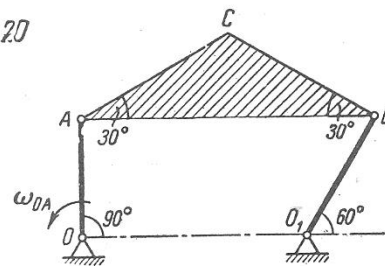
18



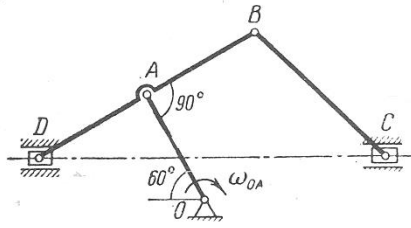
19



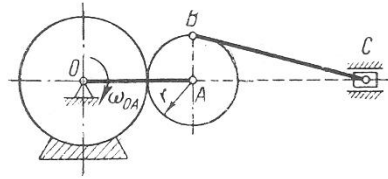
20



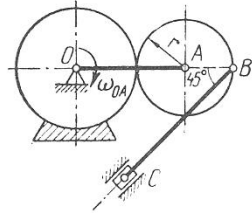
21



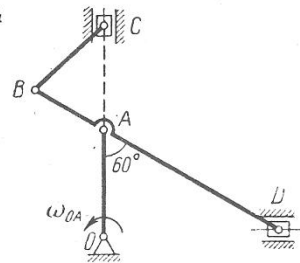
22



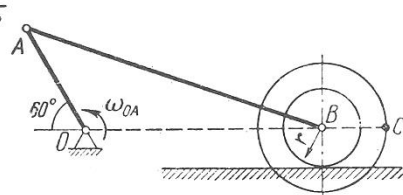
23



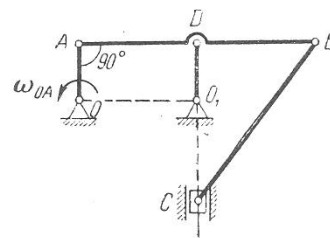
24



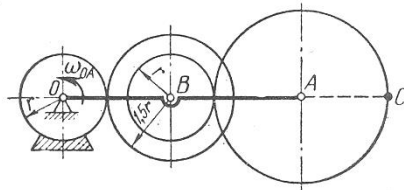
25



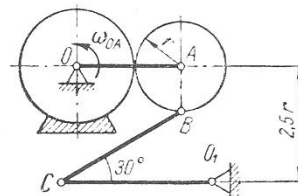
26



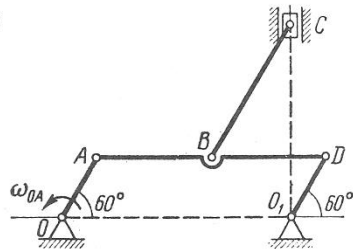
27



28



29



30

