

MEHANIKA 2

GRAFIČKI RAD BR. 1

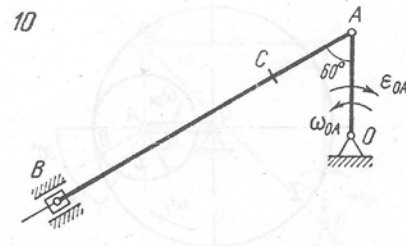
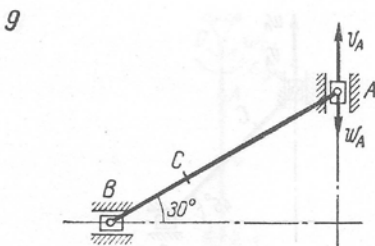
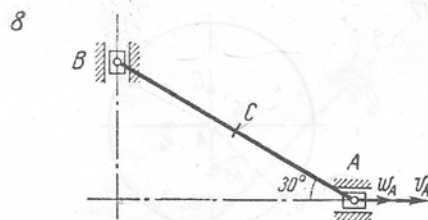
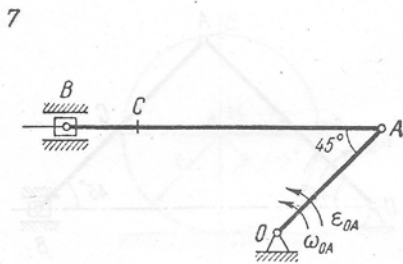
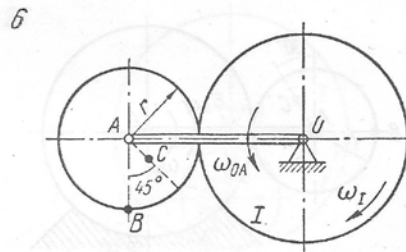
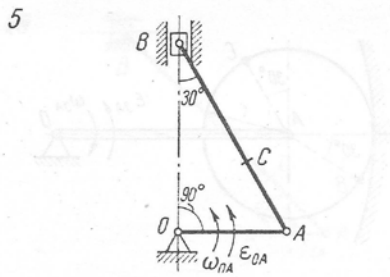
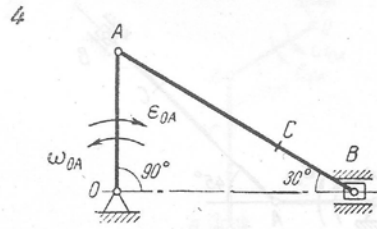
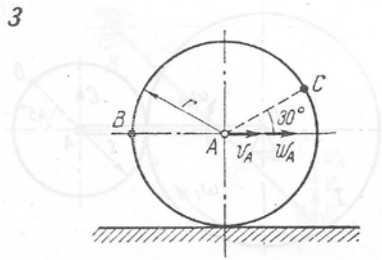
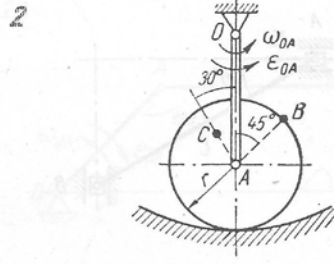
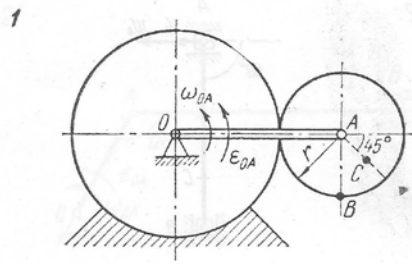
Određivanje brzine i ubrzanja tačke krutog tijela pri ravnom kretanju

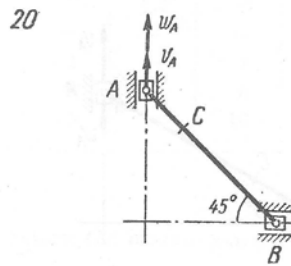
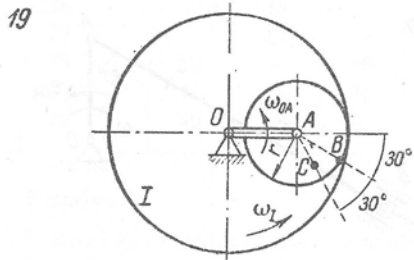
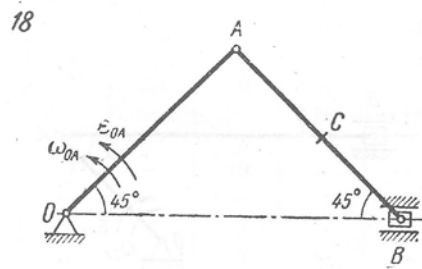
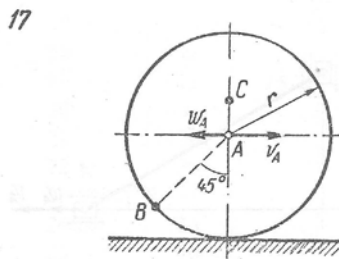
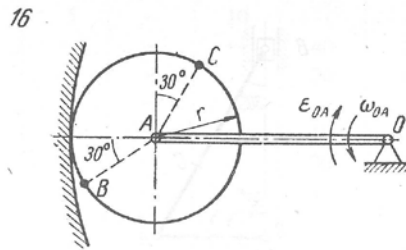
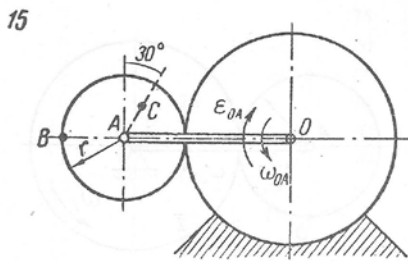
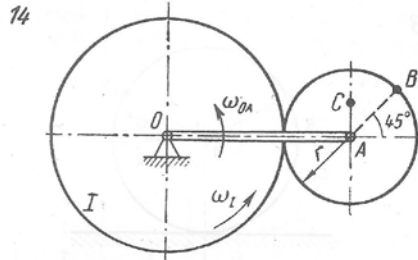
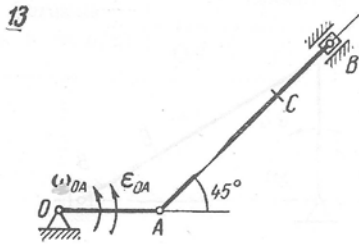
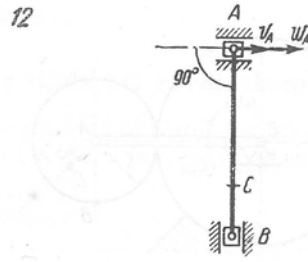
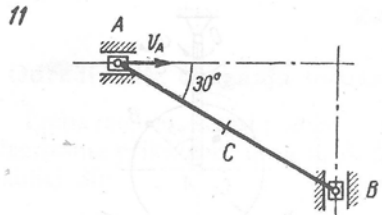
Za položaj mehanizma prikazan na slici odrediti brzinu i ubrzanje tačaka B i C. Podaci o dimenzijama i zadatim kinematskim karakteristikama kretanja dati su u tabeli.

Napomena:

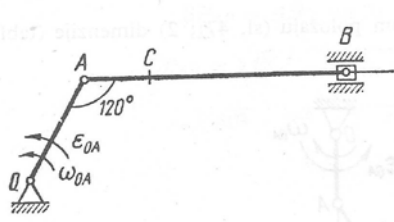
1. ω_{OA} i ε_{OA} su ugaona brzina i ugaono ubrzanje elementa OA za zadati položaj mehanizma
2. ω_I je ugaona brzina diska I (konstantna)
3. v_A i a_A su brzina i ubrzanje tačke A (na skicama je sa w_A označeno ubrzanje tačke A , a u tabeli je oznaka a_A)
4. kotrljanje diska je bez klizanja

Varijanta (sl. K-5a, b, c)	Dimenzije, cm				ω_{OA} s ⁻¹	ω_I s ⁻¹	ε_{OA} s ⁻²	v_A , cm/s	a_A cm/s ²
	OA	r	AB	AC					
1	40	15	—	8	2	—	2	—	—
2	30	15	—	8	3	—	2	—	—
3	—	50	—	—	—	—	—	50	100
4	35	—	—	45	4	—	8	—	—
5	25	—	—	20	1	—	1	—	—
6	40	15	—	6	1	1	0	—	—
7	35	—	75	60	5	—	10	—	—
8	—	—	20	10	—	—	—	40	20
9	—	—	45	30	—	—	—	20	10
10	25	—	80	20	1	—	2	—	—
11	—	—	30	15	—	—	—	10	0
12	—	—	30	20	—	—	—	20	20
13	25	—	55	40	2	—	4	—	—
14	45	15	—	8	3	12	0	—	—
15	40	15	—	8	1	—	1	—	—
16	55	20	—	—	2	—	5	—	—
17	—	30	—	10	—	—	—	80	50
18	10	—	10	5	2	—	6	—	—
19	20	15	—	10	1	2,5	0	—	—
20	—	—	20	6	—	—	—	10	15
21	30	—	60	15	3	—	8	—	—
22	35	—	60	40	4	—	10	—	—
23	—	—	60	20	—	—	—	5	10
24	25	—	35	15	2	—	3	—	—
25	20	—	70	20	1	—	2	—	—
26	20	15	—	10	2	1,2	0	—	—
27	—	15	—	5	—	—	—	60	30
28	20	—	50	25	1	—	1	—	—
29	12	—	35	15	4	—	6	—	—
30	40	—	—	20	5	—	10	—	—

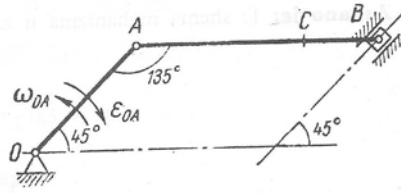




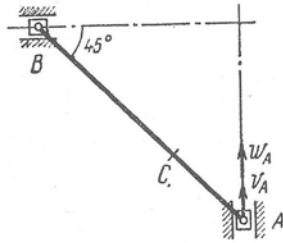
21



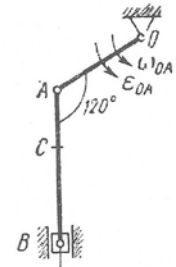
22



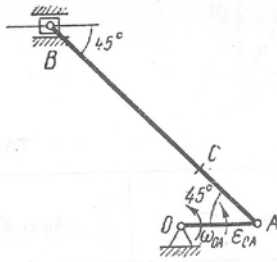
23



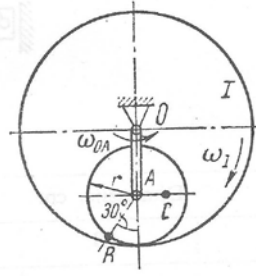
24



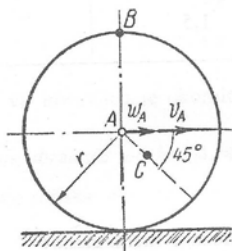
25



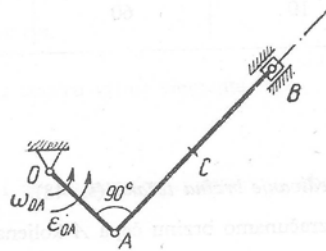
26



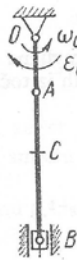
27



28



29



30

